


Getting Started

Visit the Baylor Telehealth Care Hub at baylor.academiclivecare.com.
Your [Home Page](#) will reflect all services available to you. Select the care applicable to your needs.

Welcome to your Care Hub_

Mental Health Support_



On-demand medical care_



Learn about nutrition_




See a psychiatrist_



To [speak with a counselor](#) immediately or schedule an online or in-person appointment, hover over the image and click 'Get Started'.

Dial one of the three phone numbers listed based on your current location to connect with a professional.

Mental Health Support_



Get Connected with a Professional

For students within the US:

(833) 969-3998

Schedule a teletherapy appointment


Schedule Appointment

For [Medical](#), [Nutrition](#), and [Psychiatry](#) care, hover over the appropriate image and click the corresponding action button to proceed.

On-demand medical care_



Learn about nutrition_



See a psychiatrist_

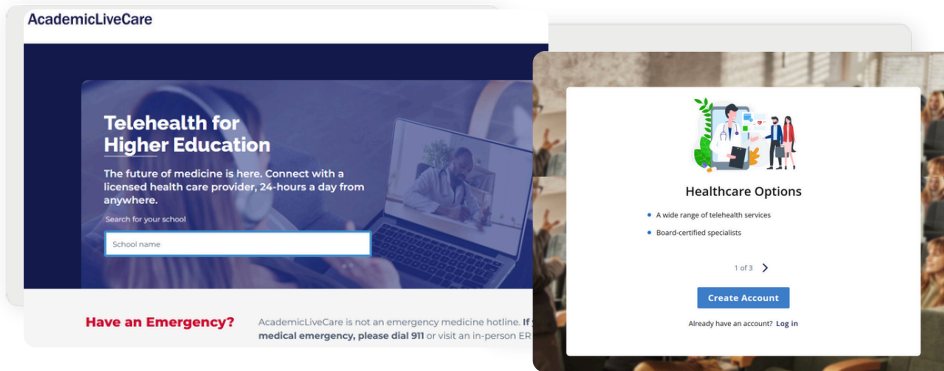


Note: You will be redirected to the AcademicLiveCare portal.

For support, call us at [866- 882-0343](tel:866-882-0343) or [click here to submit a support request](#).

Step 1: Access the Site

Visit: academiclivecare.com and type your school name in the search bar. Select your school from the list, and click on the URL to access or create your ALC account.

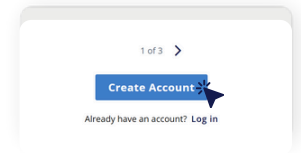


TIP: Bookmark this page! This is where you'll return any time you need care.

Step 2: Log In

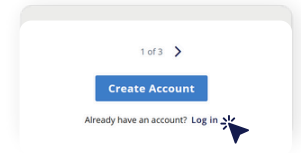
New Users:

Click “Create Account”. Sign up using your school email address.



Existing Users:

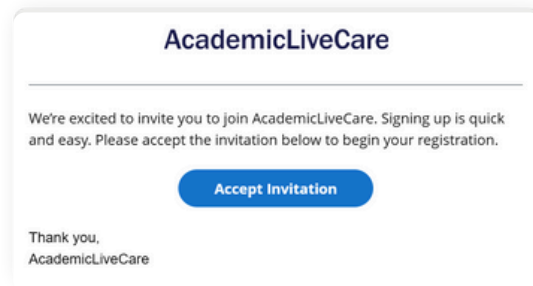
Use your existing username and password to log in.



For security purposes, you may be prompted to reset your password.

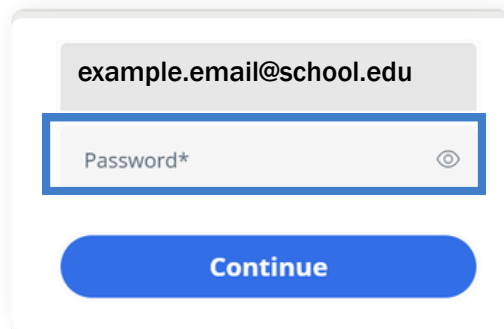
Step 3: Verify Your Email

An email will be sent to the school email you use to sign up.



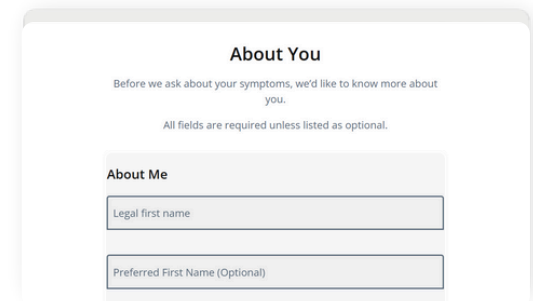
Click “Accept Invitation” to return to the ALC set up process.

Step 4: Set Your New Password



Step 5: Complete Account Information


Fill out the “About You” section, then agree to the “Terms of Use”.



Now you're ready to get care!

Step 1: Start a New Visit

Choose who the visit is for and enter your location.



Hi, Liana!


To schedule a visit or request on-demand care, tap the button below.


Set Up New Visit


Step 2: Schedule a Visit

Choose the type of care you are seeking. If choosing Urgent Care, select your language and skip to Step 5.

Care Category
What type of care do you need?


Urgent Care
The fastest way to see a doctor for common, non-emergency medical conditions.


Psychiatry
Diagnosis and ongoing medication management services for psychiatry and neurological disorders.


Nutrition
Schedule a video visit with a Registered Dietitian to help address your nutritional concerns.

Step 3: For Psychiatry or Nutrition Visits

Indicate if your visit is an Initial or Follow-Up Appointment.

Visit Type
What type of visit do you need?

Initial
Select this option if you are having a visit in this service for the first time.

Followup
If you are a returning patient to this service, select this option.

Step 4:

a. Psychiatry, or Nutrition Visits

Choose the provider, date, and time that works best for your schedule.

b. Urgent Care

You will schedule and be paired with the next available doctor.

Schedule a visit

Dr. Grace Foley
Date: 07/10/2025
Enter date as MM/DD/YYYY

Filters: Languages

Dr. Monroe
Psychology
View Profile

Thursday, July 10 (COT)

2:00 PM	2:15 PM	2:30 PM	2:45 PM	3:00 PM
3:15 PM	3:30 PM	3:45 PM		

Show More Days

Step 5: Enter Visit Details

Provide details about your visit, such as the reason you're seeking care.

Reason for This Visit
Briefly describe why you're here today.

Add details for the provider

Add a photo (optional)
Photos may help the provider build a more effective treatment plan. Please only share photos related to the reason for the visit.

Tap here to upload files

Continue

Step 6: Apply Access Code & Book

Click the link highlighted below, and the Access Code box will appear. Enter **ALCBAYLU25** to reduce the cost to \$0, then book your visit.

Payment

Estimated Visit Cost
\$250.00

Click HERE to Enter School Specific Access Code to Pay for Visit

Add Debit or Credit Card (optional) **Add**

Payment

Estimated Visit Cost
\$250.00

Apply Access Code

Your Cost
\$0.00
with \$250 Access Code

You will receive a text and email when the provider is ready to see you. Typically, within a few minutes for urgent care or just before a scheduled visit.